



*What quilt will you submit?*

### Quilt Entry forms and Exhibit Guide posted on GSQG website under Quilt Show tab

- Wall Hangings and small quilts measuring no smaller than 12" no larger than 50" per side
- Seeking a variety of quilting techniques to demonstrate the depth of talent of the guild's membership.
- No cost to enter.
- Members can submit 2 entries. Initially, first choice entries will be accepted. If additional spaces become available, 2<sup>nd</sup> entry will be considered, depending upon size.
- Hanging sleeves are required for all entries. Instructions posted on website.
- Quilts to be "SOLD" ~ Library staff will handle transaction, 20% commission fee. The quilt will remain in exhibit till July 31, then released to customer and payment processed to member.

## Import Dates:

### Entry submissions Due May 31st

Online entry on GSQ website under Quilt Show tab.

### Take In & Setup on July 6 & 7

Quilt entry drop off in the Lundt Room at Chatham Library

Thursday, July 6: 12:00 – 5:30 p.m.

Friday, July 7: 12:00a.m. – 5:00 p.m.

### Opening Reception on July 8th

The public is invited to view the exhibit and enjoy refreshments from 2:30 p.m. – 4:30 p.m.

### Take Down & Quilt pickup, July 31st.

Quilt take down will begin at 3:30 p.m. and all entries must be picked up by 9:00 p.m.



## GARDEN STATE QUILTERS EXHIBIT

&


## CHILDREN'S WORKSHOPS

JULY 8 – 28, 2023

at

Library of the Chathams

- *Open Reception Saturday July 8, 2023, 2:30 – 4:30p.m. in the Lundt Room.*
- *Quilts will be displayed throughout the month of July in Lundt Room.*
- *Quilts can be sold to visitors.*
- *3 Children workshops: July 12, 19 & 26th*
- *Display of quilting equipment, artifacts, and children's books near the Reference desk.*




### **July 12th WORKSHOP:**

Time: 4:00 – 5:30 p.m.

Grades: 1<sup>st</sup>-2<sup>nd</sup>

Children will work with paper and glue to make quilt block designs.

Volunteers needed to assist with instructions and to supervise project. Ratio of 2 students per volunteer. Students will complete 2 finished blocks.




### **July 19th WORKSHOP:**

Time: 4:00 – 6:00 p.m.

Grades: 3<sup>rd</sup> – 5<sup>th</sup>

Children will be taught how to thread needles and hand sew a fabric quilt block.

Volunteers needed to assist with instructions and supervise project. Ratio of 2 students per volunteer. Students will complete 2 finished blocks.



### **July 26th WORKSHOP:**

Time: 4:00 – 6:00 p.m.

Grades: 6<sup>th</sup> – 12<sup>th</sup>

Children will be taught how to thread sewing machine, and stitch fabric pieces to create a fabric quilt block.

Volunteers needed to assist with instructions and to supervise project. Ratio of 1 student per volunteer. Students will complete 2 finished blocks.

\* **SEWING MACHINES ARE NEEDED FROM MEMBERS**

to support this workshop

*“Don’t be shy! Volunteer!  
Think of the fun you will  
have sharing the love of  
quilting.”*



### **VOLUNTEERS NEEDED FOR:**

Workshops: Contact Jean Stubaus

Email: [jstubaus@optonline.net](mailto:jstubaus@optonline.net)

Take-In & Setup: Contact Ginger Scott

Email: [gingerscott503@gmail.com](mailto:gingerscott503@gmail.com)

- Thursday, July 6<sup>th</sup> 12-5:30 pm
- Friday July 7<sup>th</sup> 12-5:00 p.m.

Day of the Event:

Saturday, July 8<sup>th</sup> 2:30-4:30 p.m.

Contact Christine Courtney

Email: [ccourtney1717@gmail.com](mailto:ccourtney1717@gmail.com)

- Greeters
- Raffle ticket sales
- “Eye Spy” game for children

Display of quilting equipment, books, and artifacts

Email: [ccourtney1717@gmail.com](mailto:ccourtney1717@gmail.com)

- Solicit items from members and arrange in display cases.
- Setup July 6<sup>th</sup>- 7<sup>th</sup>

Take Down & Returns:

Contact Ginger Scott

Email: [gingerscott503@gmail.com](mailto:gingerscott503@gmail.com)

- Monday, July 31<sup>st</sup>, 3:30-9:00 p.m.

*Children’s Workshop  
projects will be displayed  
at the October 7<sup>th</sup> & 8<sup>th</sup>  
quilt show*